


















## LISA 08/09 Yearend Survey

1. How many youth in your household participate in youth soccer with a Lower Island club?				
		Response Average	Response Total	Response Count
Male		1.30	503	387
Female		1.23	418	339
	<i>answered question</i>			555
	<i>skipped question</i>			94

2. What age groups were the players in for the 2008/09 soccer season? (please select all that are applicable)			
		Response Percent	Response Count
Mini (up to U10)		25.4%	141
Super 8 (U11 and U12)		34.1%	189
Full field (U13 to U18)		74.2%	412
	<i>answered question</i>		555
	<i>skipped question</i>		94



3. Which clubs did the players play for in 2008/09? (select all that are applicable)





		Response Percent	Response Count
Bays United		13.9%	77
Cordova Bay		5.9%	33
<b>Cowichan</b>		<b>19.6%</b>	<b>109</b>
Gordon Head		10.3%	57
Gorge		7.4%	41
Juan de Fuca		12.4%	69
Lakehill		13.2%	73
Metro/Select		8.3%	46
Peninsula		11.7%	65
Prospect Lake		6.3%	35
Salt Spring		1.1%	6
Sooke		4.7%	26
		<b><i>answered question</i></b>	<b>555</b>
		<b><i>skipped question</i></b>	<b>94</b>



4. If any of the players transferred to a club other than your home club or plan to transfer, what is the most important reason:			
		Response Percent	Response Count
Ease of travel (i.e. live close to another club's facilities)		11.5%	26
Play with friends		19.5%	44
Facilities		3.5%	8
<b>Didn't have a positive experience with the home club</b>		<b>34.5%</b>	<b>78</b>
Team not available at the appropriate level		31.0%	70
If there was another reason or you have additional comments, please add them below:			132
<b>answered question</b>			<b>226</b>
<b>skipped question</b>			<b>423</b>








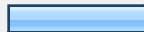


5. How was your most recent soccer season experience in terms of:						
	Great	Pretty Good	Alright	Poor	Rating Average	Response Count
Coaching	<b>43.9% (251)</b>	32.7% (187)	15.2% (87)	8.2% (47)	3.12	572
Field Availability	26.2% (150)	<b>47.7% (273)</b>	19.6% (112)	6.5% (37)	2.94	572
Weather	13.5% (77)	<b>51.2% (293)</b>	27.8% (159)	7.5% (43)	2.71	572
Volunteering	12.9% (74)	<b>49.1% (281)</b>	31.5% (180)	6.5% (37)	2.69	572
Club Operations	16.8% (96)	<b>40.4% (231)</b>	27.3% (156)	15.6% (89)	2.58	572
Overall	15.2% (87)	<b>55.6% (318)</b>	23.4% (134)	5.8% (33)	2.80	572
<b>answered question</b>						<b>572</b>
<b>skipped question</b>						<b>77</b>

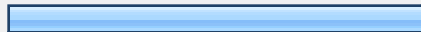


6. What's most important to the players?						
	Very Important	Important	Somewhat Important	Not at all Important	Rating Average	Response Count
To improve	<b>56.0% (318)</b>	39.8% (226)	4.2% (24)	0.0% (0)	2.52	568
To learn new skills	<b>56.3% (321)</b>	37.5% (214)	6.1% (35)	0.0% (0)	2.50	570
To win	8.2% (46)	<b>45.5% (256)</b>	41.2% (232)	5.2% (29)	1.57	563
To be with friends and make new friends	32.3% (182)	<b>49.5% (279)</b>	17.2% (97)	1.1% (6)	2.13	564
To have fun	<b>64.4% (368)</b>	32.4% (185)	3.0% (17)	0.2% (1)	2.61	571
To stay in shape & exercise	35.4% (202)	<b>42.8% (244)</b>	19.6% (112)	2.1% (12)	2.12	570
For the excitement/challenge of competition	37.6% (213)	<b>48.7% (276)</b>	12.5% (71)	1.2% (7)	2.23	567
To be part of a team	45.6% (256)	<b>48.3% (271)</b>	5.9% (33)	0.2% (1)	2.39	561
Other "Very Important" Reasons (please specify)						67
<i>answered question</i>						<b>572</b>
<i>skipped question</i>						<b>77</b>




7. Did any of the players in your household attend additional soccer coaching sessions during 2008/09?			
		Response Percent	Response Count
Yes		<b>63.3%</b>	<b>362</b>
No		36.7%	210
<i>answered question</i>			<b>572</b>
<i>skipped question</i>			<b>77</b>



8. If "Yes", was the additional coaching and training provided by:			
		Response Percent	Response Count
Your club		32.5%	118
Lower Island Soccer Association		24.5%	89
A high school academy program		8.3%	30
<b>Private coaching</b>		<b>34.7%</b>	<b>126</b>
		<i>answered question</i>	<b>363</b>
		<i>skipped question</i>	<b>286</b>



9. Are there youth players in your household who have left soccer or intended to leave soccer?			
		Response Percent	Response Count
Yes		33.6%	192
<b>No</b>		<b>66.4%</b>	<b>380</b>
		<i>answered question</i>	<b>572</b>
		<i>skipped question</i>	<b>77</b>

10. What is the most important reason for leaving soccer?			
		Response Percent	Response Count
Bad weather and closed fields		4.2%	8
Poor coaching		8.5%	16
Stopped improving		1.1%	2
Stopped having fun		14.3%	27
Not playing on an appropriate team		13.2%	25
Conflict with coaches, players or parents		5.8%	11
No club team at the appropriate age group and level of play		9.5%	18
<b>Lost interest</b>		<b>20.6%</b>	<b>39</b>
Chose to concentrate on another sport		11.1%	21
Competing demands from work, social life and/or school		11.6%	22
If there is another important reason or you have additional comments, please provide them below:			88
<b>answered question</b>			<b>189</b>
<b>skipped question</b>			<b>460</b>




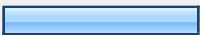


11. Is the length of the season:			
		Response Percent	Response Count
<b>Just right?</b>		<b>63.6%</b>	<b>365</b>
Too long?		19.9%	114
Too short?		16.6%	95
<b>answered question</b>			<b>574</b>
<b>skipped question</b>			<b>75</b>

12. Would you prefer:			
		Response Percent	Response Count
The current season?		51.7%	297
The current season with a longer mid-season break, from mid-November to early February?		15.0%	86
Two separate seasons - Fall and Spring		33.3%	191
<i>answered question</i>			574
<i>skipped question</i>			75

13. The first time you registered for youth soccer, was it easy to find your home club and to register? If you haven't registered yet, do you know where and when to register?			
		Response Percent	Response Count
Yes		91.5%	507
No		8.5%	47
<i>answered question</i>			554
<i>skipped question</i>			95

14. Would you support central registration for soccer throughout the District to encourage increased registration?			
		Response Percent	Response Count
Yes		61.7%	342
No		38.3%	212
<i>answered question</i>			554
<i>skipped question</i>			95

15. The following are some possible ways to adjust the structure of youth soccer to make it more attractive. Would you support: (please select all that apply)

		Response Percent	Response Count
Combined age groups (U11/12, U13/14, U15/16 & U17/18) for Gold, Silver & Bronze soccer		34.1%	189
Combined age groups for Silver and Bronze level soccer		31.8%	176
<b>Drop-in recreational youth soccer at locations across the District in the offseason</b>		<b>43.9%</b>	<b>243</b>
Drop-in recreational youth soccer at locations across the District all year except December and January		29.8%	165
Futsal league in the offseason		29.6%	164
None of the above		18.2%	101
		<i>answered question</i>	<b>554</b>
		<i>skipped question</i>	<b>95</b>

## **Select Comments From the 2008/09 LISA Yearend Survey**

More communication from the clubs via email, more communication on the fields.

Support the clubs that do not have enough kids and help them with a solution

Have more soccer clinics to improve skills with guest coaches, more soccer camps.

Change the boundaries and police the rules - 3 transfers means 3

A once-a-week, game-only rec league would attract lots of players.

Club sizes should be regulated so they are more equal.

Consider paying on installments - maybe post-date cheques for each month? Also look at an equipment swap & shop to help out.

Develop posters for display and promotion in schools at registration time.

A few drop-in days where interested players can come and have a few sessions with qualified coaches (DDC)

It starts with making it administratively easy for parents and goes from there. Too much of the soccer scene is "insider-based" - it is hard to find out the relevant info if you are new to the game

A school may be close to a boundary forcing some kids to attend one league while all their friends attend another because they live on different sides of the school .

Many kids that go to the same school and their friends are in different soccer catchments

Children like to play with school friends, especially girls. Consider aligning the soccer club boundaries with school boundaries.

The boundaries for clubs should be more in line with school boundaries.

Advertise. Newspaper ads from Lower Island Soccer, Listing all Soccer Clubs with Dates, Times and Places to register for the coming year. Sell The Sport! Advertise at the schools and inform parents what is involved in signing the kids up and what will the kids and parents get out of this experience.

Kids are remarkable for enjoying playing outside in the cold and wet, all winter long. The problem is to make it attractive to the parents.

Put more emphasis on fun and working as a team.

Don't charge for tryouts

Raise awareness about the game beyond the players who are currently playing. This is a fun sport, that is affordable.

Encourage more fun events (ie - tournaments, going to watch sr. club team games with teammates) and make these things more affordable so that all children may attend

I don't think it is youth you should target, I think it is parents. They are the ones who control what their kids do.

I think that the success of youth soccer can be influenced by how we engage families at the mini level. Getting advertising into the schools at the end of the school year and again in September would be a starting point.

Change the names of Gold, Silver and Bronze. Come up with something new that defines what each level stands for and so that players (AND THEIR PARENTS) understand their roles at each level.

All clubs should waive the volunteer duties/ etc. **IF** the registering player recruits another player who is new to soccer or didn't play last season. (this empowers all parents & players to recruit for their club. Newly recruited player will have the volunteer duty)

I think that another reason why enrollment is going down is that some clubs don't have the numbers to field enough teams resulting in loss of players where there isn't enough to field a team at an age and skill level.

Combined age groups are a good idea and seems to work well in other sports my kids have played (basketball, lacrosse, hockey, etc.)

Eliminate transfer rules.

Get rid of boundaries and transfers

My suggestion is that Lower Island should co-ordinate or provide professional coaching for gold and strong silver players that have not been picked for Metro.

Change the soccer season to have sunny months. The rain sucks and closed fields suck.

I LOVE SPRING SOCCER - simply because it is nicer to stand on the sidelines in a pair of shorts and be warm!

Reduce the politics at club and district level. It is about the kids.

Change the boundaries so they closely mirror the public school system.

Lose Metro.

Maybe the Lower Island should have a district wide awards, recognition nite for everyone not just Metro.

Reduce costs.

Taking a break through the bad weather period, so that we wouldn't always have to be guessing whether we have a practice / game or not.